

Bull's Eye Writing



Reproduce for use in
classroom.


Designed by Diane Willsey, Robin Spanier, &
some really great teachers

6 Trait Writing Rubric - Conversion Scale for Percentage (out of 100)

This scale conversion assumes that you are scoring the 6 traits of writing, each on a 1-6 scale with a point total of 36

<u>Total Points (Raw)</u>	<u>Converted % Points</u>
36	100.00
35	98.33
34	96.67
33	95.00
32	93.33
31	91.67
30	90.00
29	88.33
28	86.67
27	85.00
26	83.33
25	81.67
24	80.00
23	78.33
22	76.67
21	75.00
20	73.33
19	71.67
18	70.00
17	68.33
16	66.67
15	65.00
14	63.33
13	61.67
12	60.00
11	58.33
10	56.67
9	55.00
8	53.33
7	51.67
6	50.00
5	48.33
4	46.67
3	45.00
2	43.33
1	41.67

The formula for this conversion was provided by ADE and is based on the following conversion formula: $((6 \text{ trait sum} \times 10) / 6) + 40$



The Bull's Eye Introduction

Paragraph #1

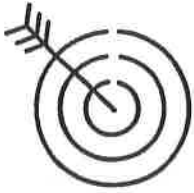
Question?

Most

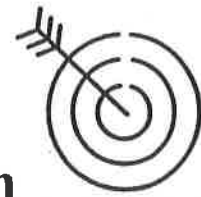
Some

Personally,

The Bull's Eye....what you are going to write about! This is also a complete sentence.



GENERAL



The Bull's Eye Introduction

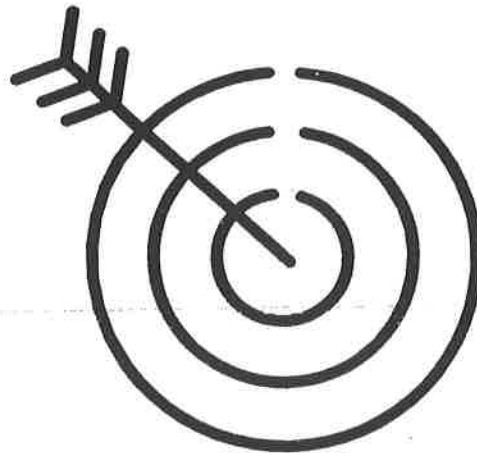
Question?

Most

Some

Personally,

The Bull's Eye....what you are going to write about!





GENERAL



The Bull's Eye Introduction


Question?

Most

Some

Personally,

The Bull's Eye....what you are going to write about!



Name _____

Date _____

Paragraph #2

Reason #1:

Three things I want to say about the reason:

*

*

*

Go back to the reason at the end!

Paragraph #3

Reason #2:

Three things I want to say about the reason:


*

*

*

Go back to the reason at the end!

Paragraph #1 is the Bull's Eye Introduction



Paragraph #4

Reason #3 (your best reason):

Three things I want to say about the reason:

*

*

*

Go back to the reason at the end!

Paragraph #5 is the Conclusion
Sentence 1 starts with "This" or "These."

Sentence 2 is about the reason in Paragraph #2.

Sentence 3 is about the reason in Paragraph #3.

Sentence 4 is about the reason in Paragraph #4.

Sentence #5 starts with "All these reasons" and



GENERAL



The Bull's Eye Introduction

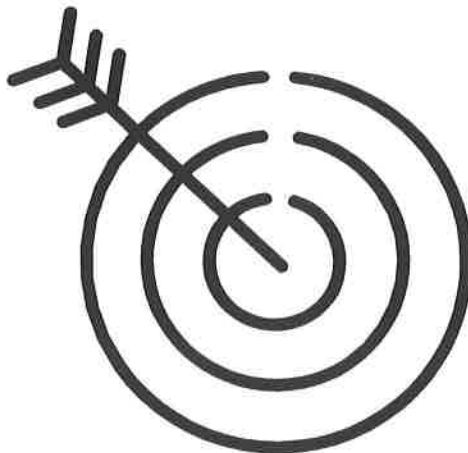
Question?

Most

Some

Personally,

The Bull's Eye....what you are going to write about!



Name _____

Date _____

Food, Predators, and Survival

Notes:

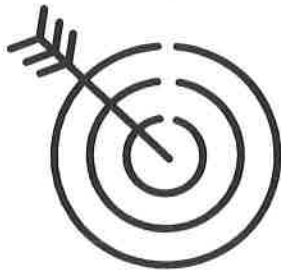
- *
- *
- *
- *
- *
- *
- *
- *
- *
- *
- *

Species, Habitat and Scientific Classification

Notes:

- *
- *
- *
- *
- *
- *
- *
- *

Paragraph #1 is the Bull's Eye Introduction



- *
- *

Myths, Legends, and Relationships with Human Culture

Notes:

- *
- *
- *
- *
- *
- *
- *
- *
- *
- *

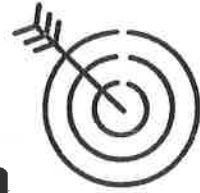
Summary Conclusion
Sentence 1 starts with "This" or "These."

Sentence 2 is about the topic in Paragraph #2.

Sentence 3 is about the topic in Paragraph #3.

Sentence 4 is about the topic in Paragraph #4.

Sentence #5 starts with "All."



The Bull's Eye Introduction

Paragraph #1

Question?

Most

Some

Personally,

The Bull's Eye....what you are going to write about! This is also a complete sentence.

Name _____

Date _____

Paragraph #2

Topic:

Three things I want to say about the topic:

∴

*

*

**Go back to the
topic at the end!**

Vocabulary

Idiom

Transition Word

Paragraph #3

Topic:

Three things I want to say about the topic:

*

*

*

**Go back to the
topic at the end!**

Vocabulary

Idiom

Transition Word

Paragraph #4

Topic:

Three things I want to say about the topic:

*

*

*

**Go back to the
topic at the end!**

Vocabulary

Idiom

Transition Word

Paragraph #5 is *the Conclusion(sentences)*

These

P #2.

P #3.

P #4.

All

PICTURE

The Introduction

Draw a picture showing yourself and all the people from your story. Where are you?

Title:

My Family at _____!

Name _____

Date _____

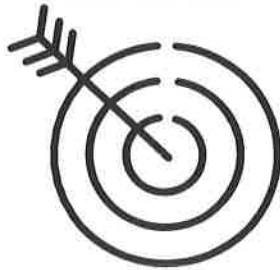
Early Life, education, family

Draw a picture to explain this.

Important accomplishments in this person's life

Draw a picture to explain this.

**Paragraph #1 is the
Bull's Eye
Introduction**



Legacy, why and how is this person remembered?

Draw a picture to explain this.

Summary Conclusion

Paste a picture of this Person here.

PICTURE

The Introduction

Draw a picture showing yourself and all the people from your story. Where are you?

Title:

My Family at _____!

P. 2 NARRATIVE PICTURE - P. 1 SAME AS PICTURE

Name _____

Date _____

Paragraph #2: The beginning of your story. What happened first? Draw a picture.


Paragraph #3: The middle of your story. What happened next? Draw a picture.

Paragraph #1 is the Introduction that comes from the picture on the other side of this paper.



Paragraph #4: The end of your story. What happened at the end? Draw a picture.

Paragraph #5 is the Conclusion: Why do remember this story? Draw a picture of yourself remembering.



The Bull's Eye Introduction

Question?

Most

Some

Personally,

The Bull's Eye....what you are going to write about! This will be something about three easy steps for your manual!



Name _____ Date _____

Paragraph #2

Step 1 in your directions:

Explain this with at least four details:

*

*

*

*

Paragraph #3

Step 2 in your directions:


Explain this with at least four details:

*

*

*

Paragraph #1 is the Bull's Eye
Introduction



*

Paragraph #4

Step 3 in your directions:

Explain this with at least four details:

*

*

*

*

Paragraph #5 is the
Conclusion
Sentence 1 starts with
"This" or "These."

Sentence 2 is about the step in Paragraph #2.

Sentence 3 is about the step in Paragraph #3.

Sentence 4 is about the step in Paragraph #4.

Sentence #5 starts with "All" and is about the
total manual of directions.

STORY & LITERARY ELEMENTS



The Bull's Eye Introduction

TITLE: _____

Author: _____

Pages: _____

Vocabulary: Make a sketch of each of these words!

CAN BE SAME AS THE HM VOCABULARY

Reading Skill Practice

SAME READING SKILL AS HM SKILL IN BOOK FOR SELECTION

Name _____

Date _____

Main Idea:

Conflict:

Theme:

Resolution:

Setting:

Person vs. (circle one & explain)
person society nature self

Point of View:

Genre:

Author's Purpose:

Characters

(Name, Describe, + for protagonist, - for antagonist)

Plot Details

*

*

*

*

*

*

*


*

*

*



ART OR RESEARCH



The Bull's Eye Introduction

Question?

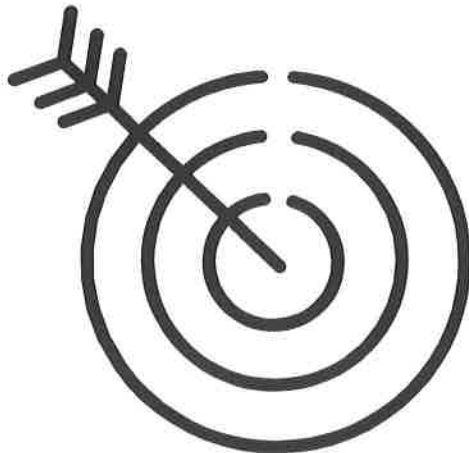
Most

Some

Specifically,

The Bull's Eye....what you are going to write about!

_____ is a *fascinating* (change this word
for your final draft) **person about whom to study.**



Name _____

Date _____

Early life, education, family

Notes:

- *
*
*
*
*
*
*
*
*
*

Important accomplishments in this person's life (including art & type)

Notes:

- *
*
*
*
*
*
*
*
*
*
*
*

Artist Notes

Legacy, why and how is this person remembered?

Children:

- *

Memorials:

- *

Notes about art:

- *
*
*
*
*
*
*

Summary Conclusion

Sentence 1 starts with "This" or "These."

Sentence 2 is about the topic in Paragraph #2.

Sentence 3 is about the topic in Paragraph #3.

Sentence 4 is about the topic in Paragraph #4.

Sentence #5 starts with "All."



SOCIAL STUDIES



The Bull's Eye Introduction

Question?

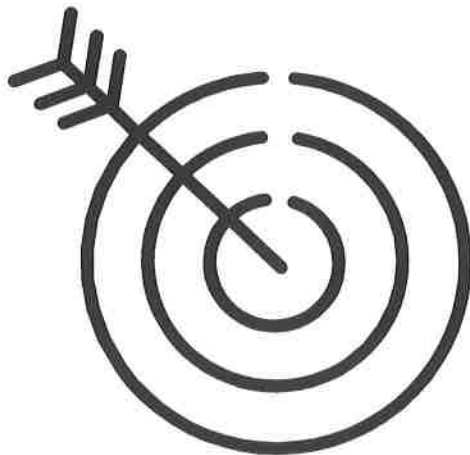
Most

Some

Specifically,

The Bull's Eye....what you are going to write about!

The Baths, Houses, and Clothes of Ancient Romans were vastly different depending upon your social status.



Name _____

Date _____

Paragraph #2

Baths

Rich

Poor

- *
- *
- *
- *
- *
- *
- *
- *
- *
- *

- *
- *
- *
- *
- *
- *
- *
- *
- *
- *

Paragraph #3

Houses

Rich

Poor

- *
- *
- *
- *
- *
- *
- *
- *

- *
- *
- *
- *
- *
- *
- *
- *
- *

**Paragraph #1 is the Bull's
Eye
Introduction**



*

*

Paragraph #4

Clothes

Rich

Poor

- *
- *
- *
- *
- *
- *
- *
- *
- *

- *
- *
- *
- *
- *
- *
- *
- *
- *

**Paragraph #5 is the
Conclusion
Sentence 1 starts with
"This" or "These."**

Sentence 2 is about the topic in Paragraph #2.

Sentence 3 is about the topic in Paragraph #3.

Sentence 4 is about the topic in Paragraph #4.

Sentence #5 starts with "All."



The Bull's Eye Introduction

Question?

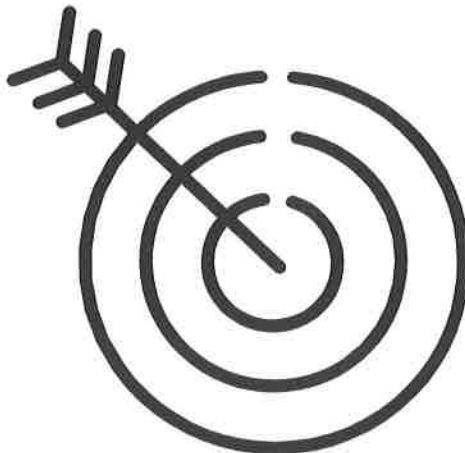
Most

Some

Specifically,

The Bull's Eye....what you are going to write about!

The _____ is a fascinating animal.



Name _____

Date _____

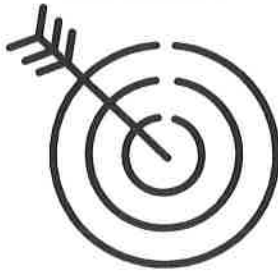
Food, Predators, and Survival

Draw a picture to explain something from this section.

Species, Habitat and Scientific Classification

Draw a picture to explain something from this section.

Paragraph #1 is the
Bull's Eye
Introduction



Myths, Legends, and Relationships with Human Culture


Draw a picture to explain something from this section.

Summary Conclusion

Find a picture of your animal and paste it here.



SCIENCE WRITING



The Bull's Eye Introduction

Question?

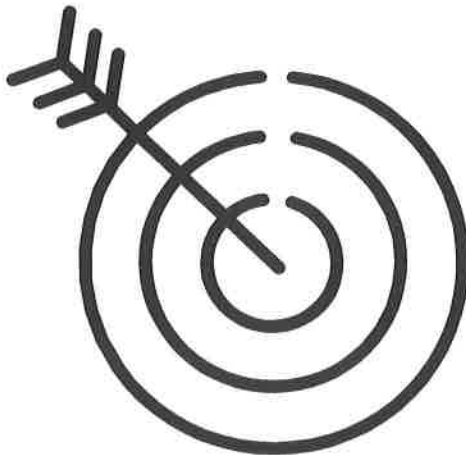
Most

Some

Specifically,

The Bull's Eye....what you are going to write about!

The three types of energy from the video are thermal, static, and electric.



Name _____ Date _____

Energy Type 1:

Definition:

*

How is it used?

*

Notes:

*

*

*

*

*

*

Energy Type 2:

Definition:

*

How is it used?

*

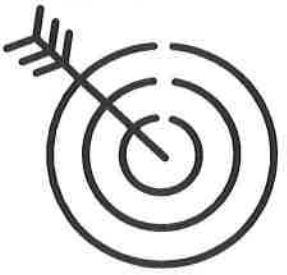
Notes:

*

*

*

Paragraph #1 is the
Bull's Eye
Introduction



*
*
*

Energy Type 3:

Definition:

*

How is it used?

*

Notes:

*

*

*

*

*

*

Summary Conclusion
Sentence 1 starts with
"This" or "These."

Sentence 2 is about the topic in Paragraph #2.

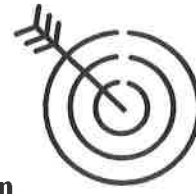
Sentence 3 is about the topic in Paragraph #3.

Sentence 4 is about the topic in Paragraph #4.

Sentence #5 starts with "All."



MATH



The Bull's Eye Introduction
Angles!
Introduction

Where do you see triangles in our classroom?

What everyday objects are made up of triangles?

Vocabulary: Define each of these

1. Equilateral triangle
2. Isosceles triangle
3. Scalene triangle
4. Acute triangle
5. Right triangle
6. Obtuse triangle

Come up with five facts and five opinions about triangles.

Facts

- 1.
- 2.
- 3.
- 4.
- 5.

Opinions

- 1.
- 2.
- 3.
- 4.
- 5.

Summarize the information you have learned about angles when you are finished!

Name _____

Date _____

Equilateral: Draw two pictures of an equilateral triangle...one on paper and one in the real world!

Scalene: Draw two pictures of a scalene triangle...one on paper and one in the real world!

Isosceles: Draw two pictures of an isosceles triangle...one on paper and one in the real world!

Acute: Draw two pictures of an acute triangle...one on paper and one in the real world!

**Bull's Eye
Introduction
Is on the back!**



Right: Draw two pictures of a right triangle...one on paper and one in the real world!

Draw a picture that uses every kind of triangle listed on this page!

Obtuse: Draw two pictures of an obtuse triangle...one on paper and one in the real world!

CAN BE USED AS PICTURE PLANNER OR WRITING PLANNER

Paragraph

Name _____

Topic _____

Topic Sentence (Introduce what you are talking about)

Detail 1	Detail 2
Detail 3	Concluding Sentence: All

Name:

Essay Title/Type:

Comments:

Standard	6	5	4	3	2	1
<i>Content/Ideas</i>						
<i>Organization</i>						
<i>Word Choice</i>						
<i>Voice/Style</i>						
<i>Sentence Fluency</i>						
<i>Conventions</i>						

Name:

Essay Title/Type:

Comments:

Standard	6	5	4	3	2	1
<i>Content/Ideas</i>						
<i>Organization</i>						
<i>Word Choice</i>						
<i>Voice/Style</i>						
<i>Sentence Fluency</i>						
<i>Conventions</i>						

Name:

Essay Title/Type:

Comments:

Standard	6	5	4	3	2	1
<i>Content/Ideas</i>						
<i>Organization</i>						
<i>Word Choice</i>						
<i>Voice/Style</i>						
<i>Sentence Fluency</i>						
<i>Conventions</i>						

Name:

Essay Title/Type:

Comments:

Standard	6	5	4	3	2	1
<i>Content/Ideas</i>						
<i>Organization</i>						
<i>Word Choice</i>						
<i>Voice/Style</i>						
<i>Sentence Fluency</i>						
<i>Conventions</i>						

Ideas

Didn't really try	1
Huh?	2
Somewhat unclear, often limited support	3
Clear and focused, sometimes limited	4
Clear and focused with details, examples, explanations, and descriptions	5
So fantastic you don't want to put it down	6

Organization

Didn't really try	1
Barely a paragraph	2
Lacks Intro, Conclusion or clear sequencing	3
Intro, Body and Conclusion with clear sequencing	4
Intro, Body and Conclusion with smooth transitions	5
The most beautifully organized paper (with the best transitions and opening) you've ever read	6

Voice

Didn't really try	1
Did a machine/computer write this?	2
Sometimes sounds like a person wrote it	3
Includes small amount of personality, opinions, or personal experience	4
Includes large amount of personality or personal experience	5
Emotional & moving, touches the reader	6

Word Choice

Didn't really try	1
Dull words	2
No unusual words or uses clichés	3
Some unusual words, avoids clichés	4
Great words and hardly any repeats	5
Great vocabulary that never repeat	6

Sentence Fluency

Didn't really try	1
This is hard to read	2
Sometimes hard to read or repetitious	3
Usually easy to read, somewhat varied	4
Easy to read with various sentence lengths, types, and beginnings	5
You would volunteer to read this aloud on TV	6

Conventions

Didn't really try	1
So many errors you can't really read it	2
Errors begin to impede readability	3
Some errors, but not much variety in words or grammar	4
Tries different and unusual types of grammar with few mistakes	5
This should be in an English Grammar Book	6

Ideas

Didn't really try	1
Huh?	2
Somewhat unclear, often limited support	3
Clear and focused, sometimes limited	4
Clear and focused with details, examples, explanations, and descriptions	5
So fantastic you don't want to put it down	6

Organization

Didn't really try	1
Barely a paragraph	2
Lacks Intro or Conclusion or clear sequencing	3
Intro, Body and Conclusion with clear sequencing	4
Intro, Body and Conclusion with smooth transitions	5
The most beautifully organized paper (with the best transitions and opening) you've ever read	6

Voice

Didn't really try	1
Did a machine/computer write this?	2
Sometimes sounds like a person wrote it	3
Includes small amount of personality, opinions, or personal experience	4
Includes large amount personality or personal experience	5
Emotional & moving, touches the reader	6

Word Choice

Didn't really try	1
Dull words	2
No unusual words or uses clichés	3
Some unusual words, avoids clichés	4
Great words and hardly any repeats	5
Great vocabulary that never repeat	6

Sentence Fluency

Didn't really try	1
This is hard to read	2
Sometimes hard to read or repetitious	3
Usually easy to read, somewhat varied	4
Easy to read with various sentence lengths, types, and beginnings	5
You would volunteer to read this aloud on TV	6

Conventions

Didn't really try	1
So many errors you can't really read it	2
Errors begin to impede readability	3
Some errors, but not much variety in words or grammar	4
Tries different and unusual types of grammar with few mistakes	5
This should be in an English Grammar Book	6